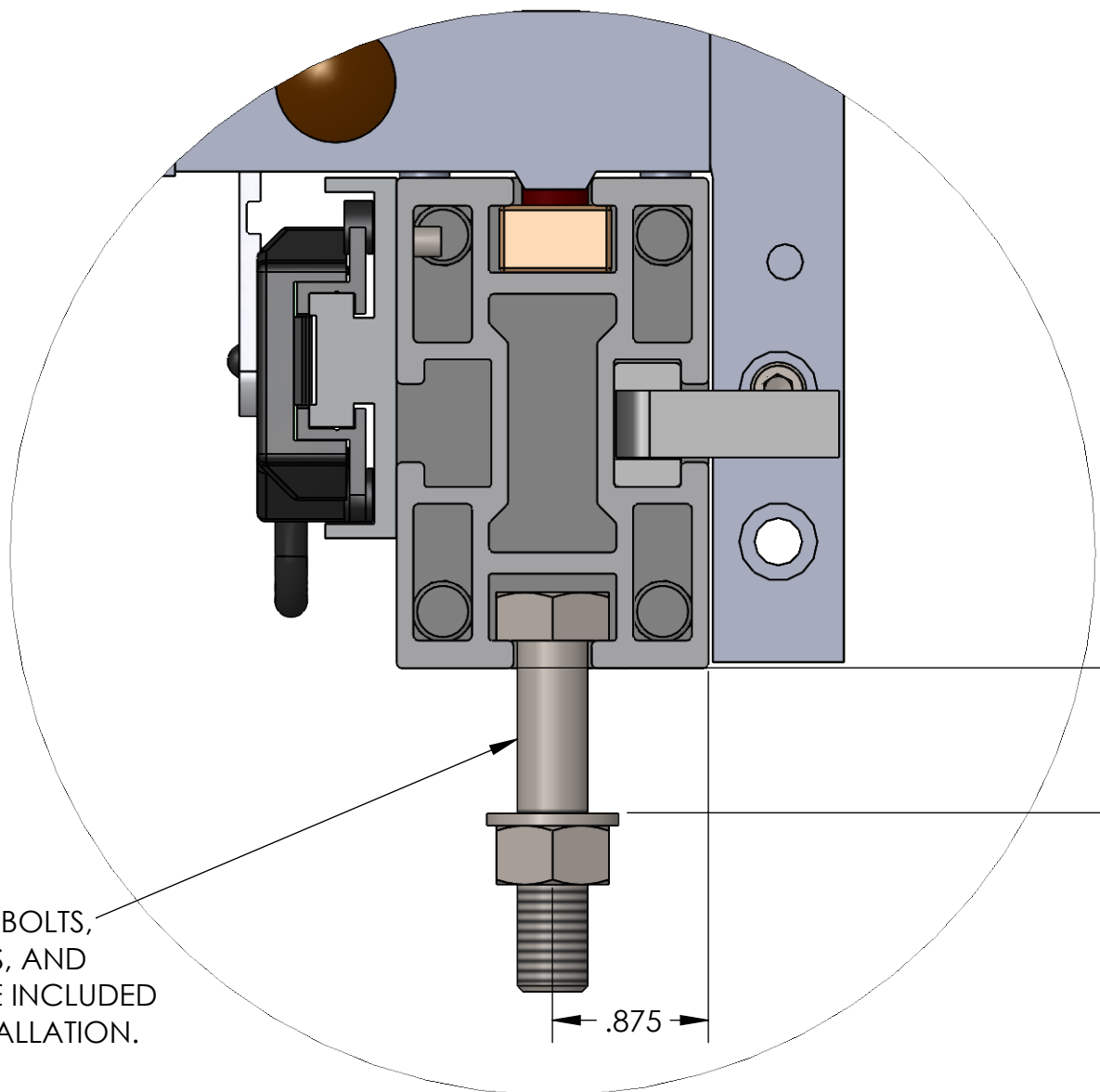


8 4 7 6 3 5 4 2 3 2 1 1

F
D
E
C
D
C
B
B
A
A

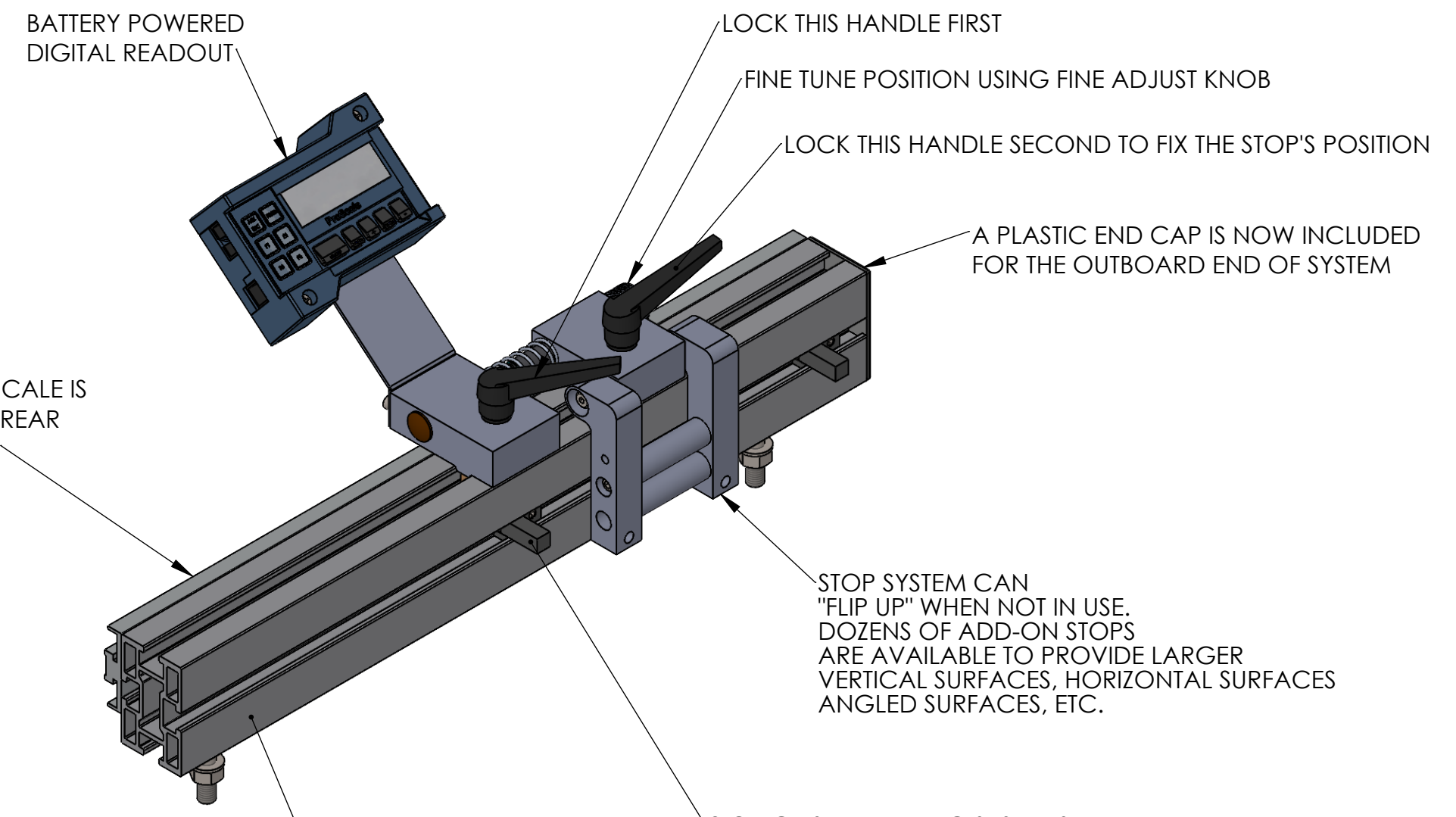
F
D
E
C
D
C
B
B
A
A



M10 HEX BOLTS, WASHERS, AND NUTS ARE INCLUDED FOR INSTALLATION.

DETAIL A
SCALE 1 : 1

INSTALLATION HARDWARE ACCOMMODATES MOUNTING TO SURFACES UP TO 1.5" THICK



ELECTRONIC SCALE IS MOUNTED TO REAR OF THE FENCE

BATTERY POWERED DIGITAL READOUT

LOCK THIS HANDLE FIRST

FINE TUNE POSITION USING FINE ADJUST KNOB

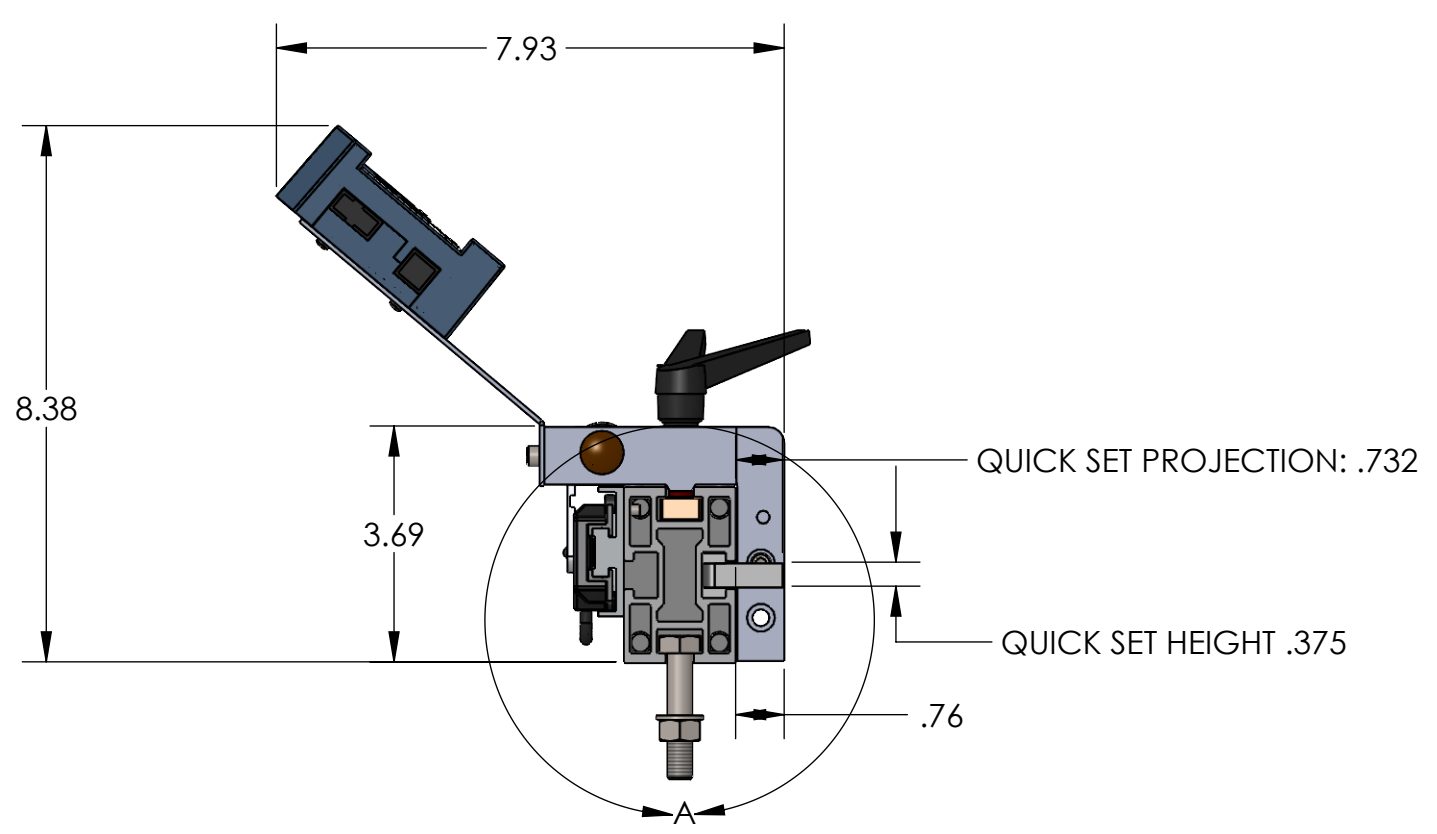
LOCK THIS HANDLE SECOND TO FIX THE STOP'S POSITION

A PLASTIC END CAP IS NOW INCLUDED FOR THE OUTBOARD END OF SYSTEM

STOP SYSTEM CAN "FLIP UP" WHEN NOT IN USE. DOZENS OF ADD-ON STOPS ARE AVAILABLE TO PROVIDE LARGER VERTICAL SURFACES, HORIZONTAL SURFACES ANGLED SURFACES, ETC.

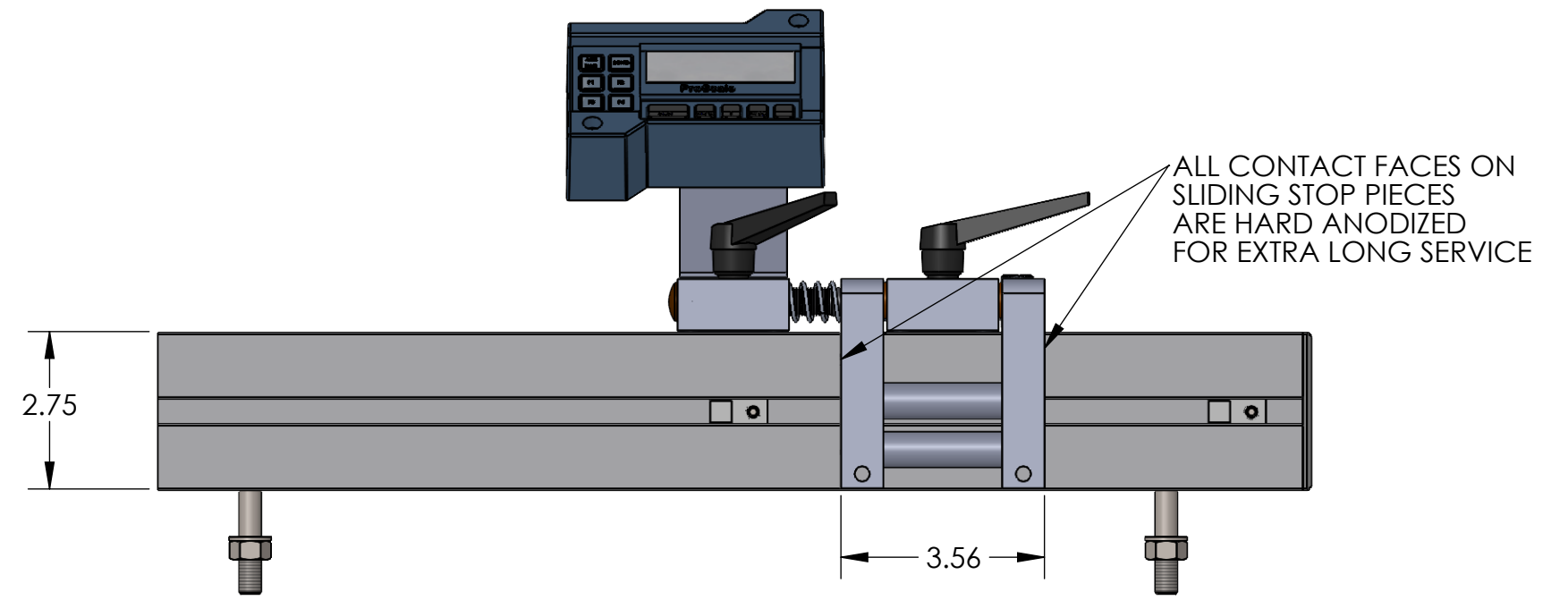
ANODIZED ALUMINUM FENCE IS 1.75" DEEP AND 2.75" TALL

2 QUICK SET INDEXING SYSTEMS ARE INCLUDED WITH EVERY PROSTOP. THESE ALLOW RAPID REPOSITIONING OF THE SLIDING STOP TO A KNOWN (OFTEN USED) POSITION.



QUICK SET PROJECTION: .732

QUICK SET HEIGHT .375



ALL CONTACT FACES ON SLIDING STOP PIECES ARE HARD ANODIZED FOR EXTRA LONG SERVICE

UNLESS OTHERWISE SPECIFIED:		NAME	DATE	ACCURATE TECHNOLOGY INC.	
DIMENSIONS ARE IN INCHES		DRAWN	MF	11-3-21	TITLE: PROSTOP V2 DIMENSIONS
TOLERANCES:		CHECKED			
ANGULAR: MACH ±1 BEND ±2		ENG APPR.			
ONE PLACE DECIMAL ±0.050		MFG APPR.			
TWO PLACE DECIMAL ±0.020		Q.A.			SIZE DWG. NO. REV C ProStop Dimensions A
THREE PLACE DECIMAL ±0.005		COMMENTS:			
INTERPRET GEOMETRIC TOLERANCING PER:				SCALE: 1:3	WEIGHT:
MATERIAL ASST				SHEET 1 OF 1	
FINISH ASST					
DO NOT SCALE DRAWING					

PROPRIETARY AND CONFIDENTIAL
THE INFORMATION CONTAINED IN THIS DRAWING IS THE SOLE PROPERTY OF ACCURATE TECHNOLOGY, INC. ANY REPRODUCTION IN PART OR AS A WHOLE WITHOUT THE WRITTEN PERMISSION OF ACCURATE TECHNOLOGY, INC. IS PROHIBITED.

8 4 7 6 3 5 4 2 3 2 1 1