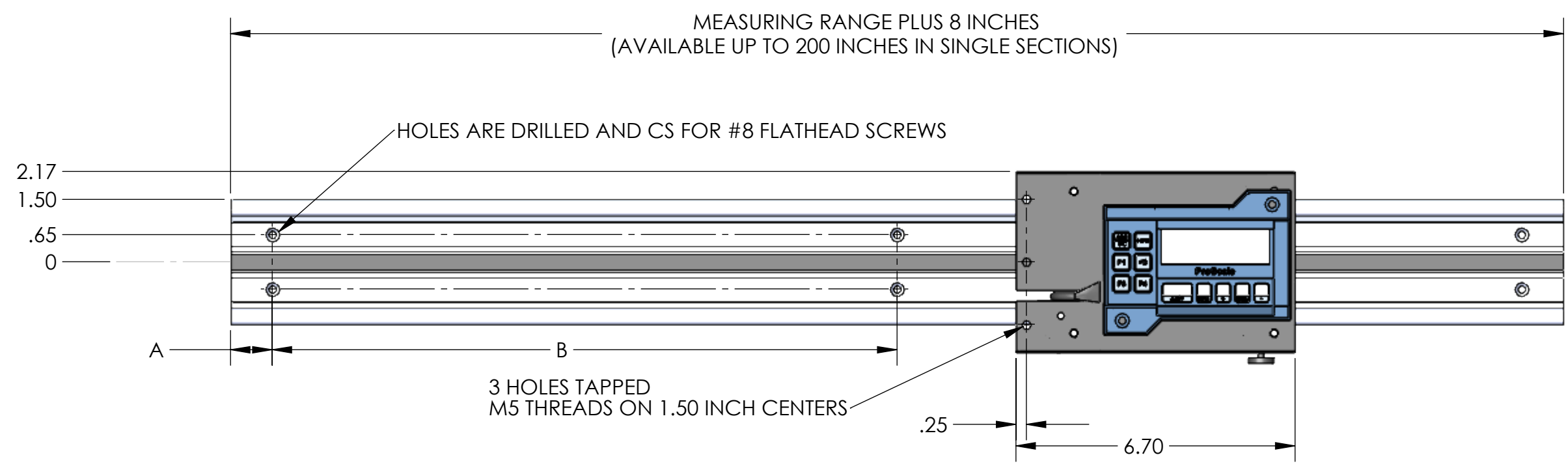
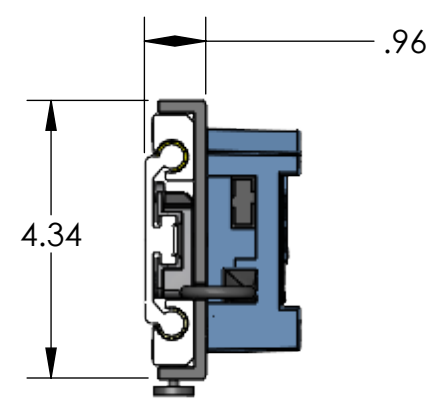
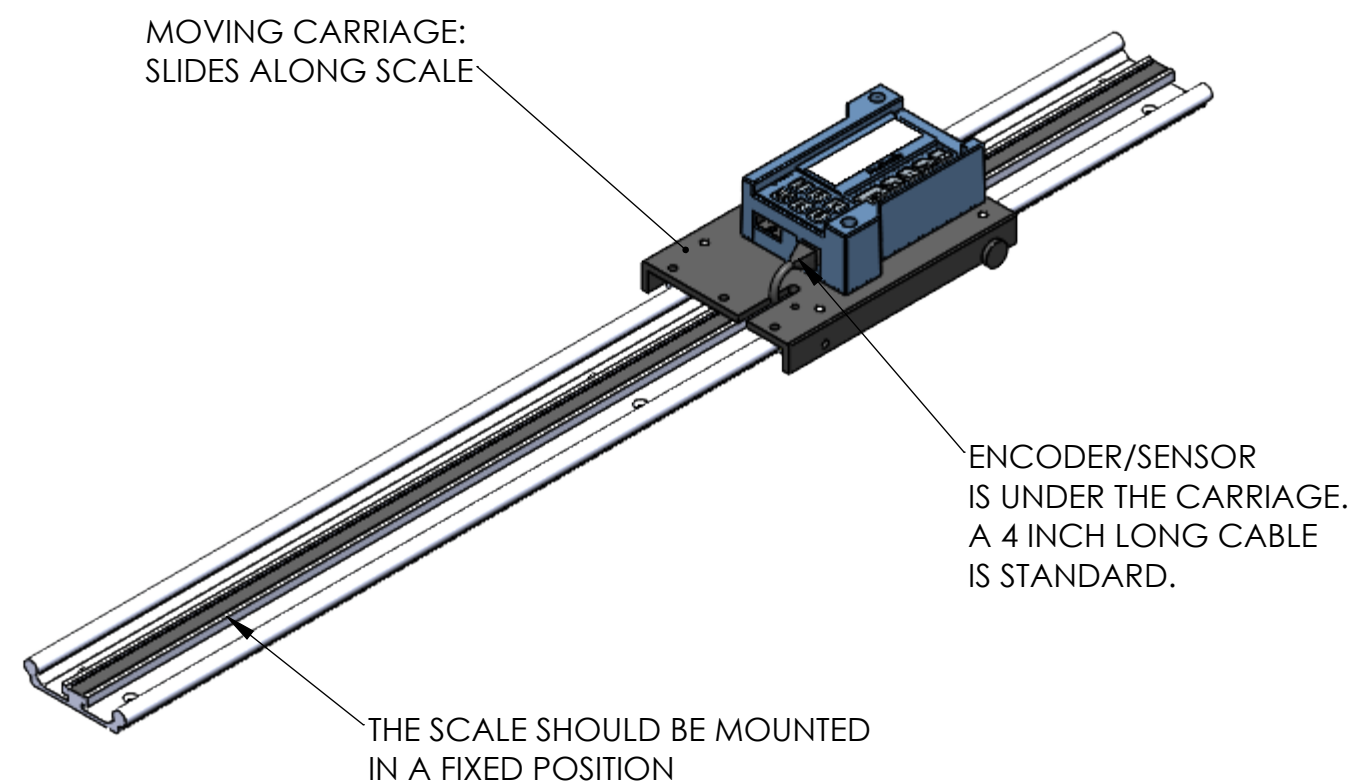


**HOLE TABLE FOR MODEL 590:**  
 DIMENSIONS ARE +/- 0.020 TOLERANCE, DIMENSIONS ARE IN INCHES

MODEL	PHYSICAL LENGTH	MEASURING RANGE	DIM A	DIM B	TOTAL HOLES
590-2	32	24	1.00	15.00	6
590-4	56	48	4.00	12.00	10
590-6	80	72	4.00	18.00	10
590-8	104	96	4.00	16.00	14
590-10	128	120	8.00	16.00	16
590-12	152	144	8.00	17.00	18
590-14	175	168	2.00	19.00	20
590-16	200	192	1.00	18.00	24



**PROPRIETARY AND CONFIDENTIAL**  
 THE INFORMATION CONTAINED IN THIS DRAWING IS THE SOLE PROPERTY OF ACCURATE TECHNOLOGY, INC. ANY REPRODUCTION IN PART OR AS A WHOLE WITHOUT THE WRITTEN PERMISSION OF ACCURATE TECHNOLOGY, INC. IS PROHIBITED.

UNLESS OTHERWISE SPECIFIED:	NAME	DATE
DIMENSIONS ARE IN INCHES	DRAWN MF	3-3-15
TOLERANCES:	CHECKED	
ANGULAR: MACH ±1 BEND ±2	ENG APPR.	
ONE PLACE DECIMAL ±0.050	MFG APPR.	
TWO PLACE DECIMAL ±0.020	Q.A.	
THREE PLACE DECIMAL ±0.005	COMMENTS:	
INTERPRET GEOMETRIC TOLERANCING PER:		
MATERIAL		
FINISH		
DO NOT SCALE DRAWING		

ACCURATE TECHNOLOGY INC.		
TITLE: MODEL 590 WITH GENERAL READOUT		
SIZE	DWG. NO.	REV
C	901-59xx-235-004	B
SCALE: 1:3	WEIGHT:	SHEET 1 OF 1