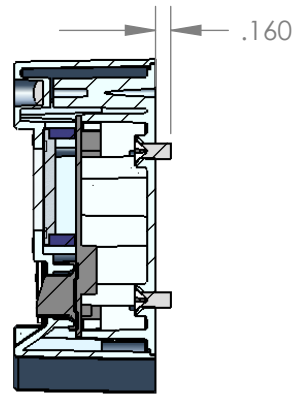
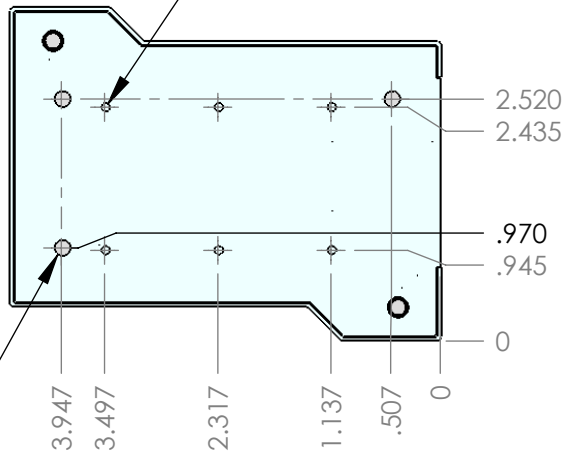


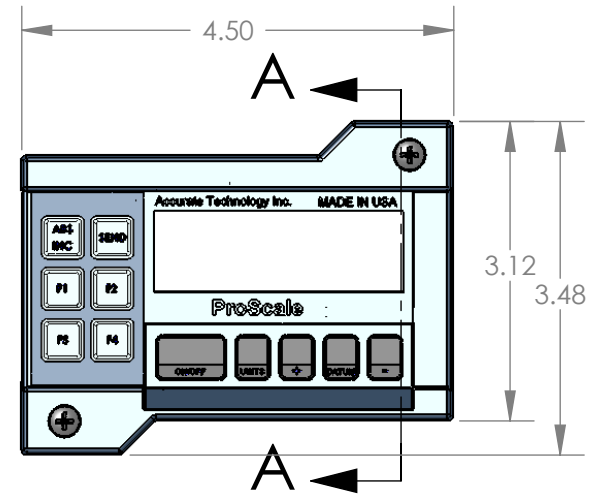
READOUT REQUIRES INTERNAL MODIFICATION  
AND/OR CUSTOM PROGRAMMING WHEN USED WITH  
ANY READHEAD CONTAINING A LETTER IN THE P/N.



Used for mounting from behind readout;  
Use 4-40 x .25 inch or Use M3 x 6mm  
self-tapping screws



SECTION A-A



#6 flathead screws can be installed inside readout case to install from front side. (3) knockouts total. (6-32 x .375 screws shown)

**PROPRIETARY AND CONFIDENTIAL**  
THE INFORMATION CONTAINED IN THIS DRAWING IS THE SOLE PROPERTY OF ACCURATE TECHNOLOGY, INC. ANY REPRODUCTION IN PART OR AS A WHOLE WITHOUT THE WRITTEN PERMISSION OF ACCURATE TECHNOLOGY IS PROHIBITED.

UNLESS OTHERWISE SPECIFIED:

DIMENSIONS ARE IN INCHES  
TOLERANCES:  
ANGULAR: MACH±1 BEND ±2  
ONE PLACE DECIMAL ±0.050  
TWO PLACE DECIMAL ±0.020  
THREE PLACE DECIMAL ±0.005

INTERPRET GEOMETRIC TOLERANCING PER:

MATERIAL

FINISH

DO NOT SCALE DRAWING

NAME DATE  
MF 7-10-08

DRAWN  
CHECKED  
ENG APPR.  
MFG APPR.

Q.A.

COMMENTS:

ACCURATE TECHNOLOGY INC.

TITLE:

General Purpose Readout

SIZE DWG. NO.

General Readout - dimensions for mounting

REV

SCALE: 1:2 WEIGHT:

SHEET 1 OF 1